

Impulse Winding Tester (VE2882A-5U)

VASAVI

Pioneer In Test Automation



Single Channel Impulse Winding Tester



Brief Introduction :

Because of the influence of coil wire material, magnetic material, framework and process craft etc., coil can generate debasement of the insulation performance of the coil layer. Impulse winding tester adopts high-speed sampling technique. It is a new analysis test instrument for insulation performance of coils. While testing, it compares the waveform with the sample wave form according to criterion of settings (Area, Differential Area, Corona Discharge, Differential Phase etc.) that is stored in the instrument. It is has user user-friendly options and high testing speed.

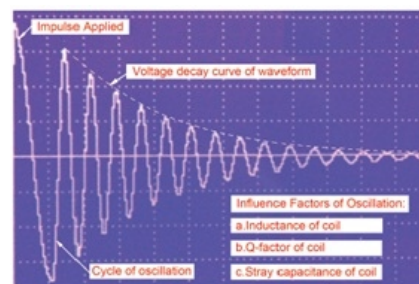
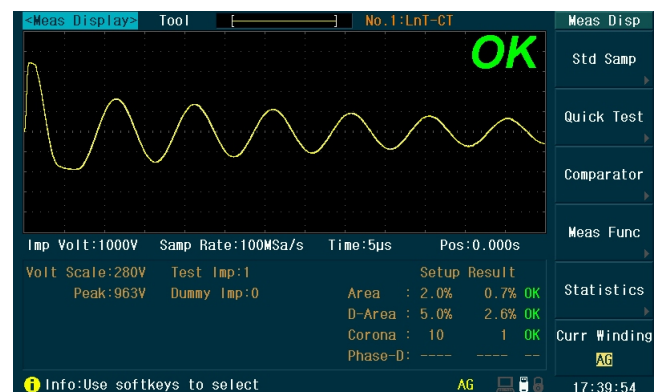
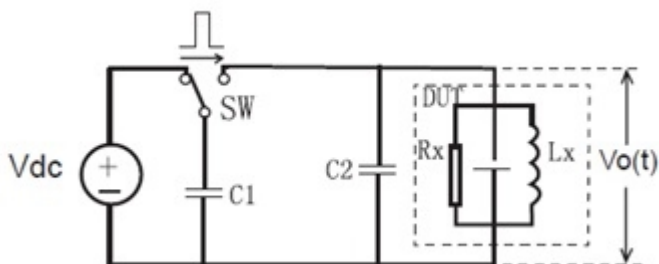
Theory of Impulse Tester :

The impulse winding tester tests the electrical characteristics of coil winding without damaging the DUT. The prerequisite conditions for quality of a coil can be detected at just a glance. The detection is carried out when the same electric impulse by capacitor discharge is applied to the standard and the DUT. The voltage decay waveform is generated in response to the impulse, related to the Q-factor and inductance of the coil. In this sense, the tester can detect turn & layer short, the differences in the number of turns and the material of the core. If high impulse voltage is applied, the poor insulation will appear as a corona or layer discharge.

Main Functions :

- Low energy test without damaging the coil
- Fast detection of winding insulation at a speed of 2 meas/sec
- 4 kinds of waveform comparison methods
- Up to 100 MSPS sampling rate
- 65K Color 7" TFT Display
- Friendly user's interface and easy operation
- Multi-trigger mode programmable
- Voltage, Time and Frequency measuring function
- Direct display of comparison result
- Keyboard lock and password protection function
- Optional Handler Interface , RS-232C Communication
- Waveforms can be stored in USB disk (optional)
- Max. Test Voltage Range is 500V ~ 5KV

Decay Curve of winding Voltage :



VASAVI ELECTRONICS

95, Road No.6A, Jyothi Colony, SECUNDERABAD - 500 015, (T.S), INDIA

Tel : +91 - 40 - 27744445 ; Web : www.vasavi.co.in / www.vasavi.com ; E-mail : vasavielectronics@gmail.com

Impulse Winding Tester (VE2882A-5U)



Pioneer In Test Automation

Specification :

Model	VE2882A-5U
Channels	1
Impulse Voltage	100V ~ 5000V, 10V Step Accuracy : $\pm 5\% \pm 10V$
DUT Inductance Range	>20uH (Coil under Test should have Inductance more than 20uH)
Measurement Speed	2 Mes/Sec (Four Winding Test)
Pulse Applied	Measuring Pulse up to 32, Demagnetization pulse up to 8
Input Impedance	10M Ohm
Display Type	800x480 dots, 65K Color TFT Waveform display 650x256 dots
Waveform Acquisition	Sampling Rate : Max. 100Msps, 10 grades (adjustable) Resolution : 8 Bits Memory Depth : 6500 Bytes Average : 1-32
Comparison Methods	Comparisons with standard waveform Area Size Differential Area Corona Discharge Differential Phase
Accuracy of repetition	$\pm 1\%$
Waveform Measurement	Voltage, Frequency, Time
Trigger Mode	Manual / External / Internal
Detection Output	OK / NG Display, LED Indications, Sound Alarm
Measurement Status	Statistics of measurement results and time, Max.20000
Memory	Internal 120
Optional Interface	Handler (Start, Stop, Pass, Fail, Busy, EOC) RS232
Power	
Power Supply	220V $\pm 10\%$; 50Hz $\pm 5\%$

VASAVI ELECTRONICS

95, Road No.6A, Jyothi Colony, SECUNDERABAD - 500 015, (T.S), INDIA

Tel : +91 - 40 - 27744445 ; Web : www.vasavi.co.in / www.vasavi.com ; E-mail : vasavielectronics@gmail.com